



Club Health Assessment for District N 1 through September 2025

INTERNATIONAL

						Status				Membership				Reports				Finance		LCIF
						Times in Status Quo in Past 2 Years	Current Member Count **	YTD Members Added	YTD Members Dropped	YTD Net Growth% ***	Member Count 1 Year Ago	Dropped Members Avg.Length of Service	Months Since Membership Update	Current Officers Reported ****	Current President Repeated Term	VP Reported *****	Last Date Reported Service (mm/yyyy)	Account Balance	YTD Donations	
Club Number	Club Name	Charter Date																		
Clubs more than two years old																				
13674	CALAIS	08/28/1940	Active	35	0	0	0.00%	36		5	Y		N	04/2025						
13679	FORT FAIRFIELD	07/27/1937	Active	22	0	0	0.00%	22		5	Y	10		02/2025						
13680	FORT KENT	08/29/1938	Active	114	1	0	0.89%	119		0	Y		N	08/2025						
Current Total Clubs Count	YTD New Clubs Count	YTD Cancelled Clubs Count	YTD Net Club Gain	Current Total Members Count	YTD Add	YTD Drop	YTD Net Growth %	Member Count 12 Months Ago	Average Member Count Per Club	% of Clubs with less than 20 members	% No Officer Report in 12 Months	% of Clubs with balance 90+ days	Number of Clubs in Status Quo	% Status Quo Clubs in Financial Suspension	Number of Cancelled Clubs	Average Cancelled Club Age	Members Lost Due to Cancellation	% of Clubs Cancelled for Non-Financial Reasons		
3	0	0	0	171	1	0	0.59%	177	57	0%	0%	0%	0	0%	0	0	0	0%		

* - P - Priority Club. Cancellation Reasons: 1-Objectives/conduct, 2-Non-active club, 5-Non-existing club, 6-Disbanding, 7-Merger, 8-Financial Suspension, 9-District/Multiple District Dues.

** Red denotes below 15 active members.

*** Red denotes 20% + loss.

**** Y - all 3 (President, Secretary, Treasurer) club officers reported, N - not all 3 reported.

***** Abbreviation: N-New, IP-Immediate Past, R-Repeat.




Club Health Assessment for District N 1 through September 2025

			Status	Membership					Reports				Finance		LCIF	
Club Number	Club Name	Charter Date	Times in Status Quo in Past 2 Years	Current Member Count **	YTD Members Added	YTD Members Dropped	YTD Net Growth% ***	Member Count 1 Year Ago	Dropped Members Avg.Length of Service	Months Since Membership Update	Current Officers Reported ****	Current President Repeated Term	VP Reported *****	Last Date Reported Service (mm/yyyy)	Account Balance	YTD Donations
Clubs less than two years old																
180461	Sunbury-York South	02/13/2025	Active	25	1	0	4.17%	0		1	Y	2	R	05/2025	90+ Days	
Clubs more than two years old																
13737	ALBERTON	12/06/1966	Active	15	0	0	0.00%	13		3	N		N	08/2025		
13696	BARKERS POINT NORTHSIDE	07/09/1957	Active	5	0	0	0.00%	5		3	Y	6		01/2025		
34518	BATH	10/18/1977	Active	25	0	2	-7.41%	24	3	0	Y	2	R	09/2025	90+ Days	
13738	BELFAST	01/14/1974	Active	18	0	0	0.00%	15		3	Y			11/2024		
45408	BOIESTOWN UPPER MIRAMICHI	10/21/1985	Active	23	0	0	0.00%	19		4	Y	2	N	09/2025		
13698	BOUCTOUCHE	05/21/1965	Active	11	0	0	0.00%	11		5	Y		N	09/2025		
45889	BURTON	03/20/1986	Active	28	0	1	-3.45%	31	1	0	Y		N	09/2025		
30588	BURTT'S CORNER	04/16/1975	Active	25	0	4	-13.79%	28	41	0	Y		N	07/2025		
30173	CAMPBELLTON	01/21/1975	Active	18	0	0	0.00%	24		5	Y		N	11/2024		
13701	CHIPMAN MINTO L C	05/12/1966	Active	10	0	0	0.00%	10		3	Y	15	R	02/2024	90+ Days	
13741	CORNWALL	01/22/1968	Active	7	0	0	0.00%	7		39	Y	3		01/2017	90+ Days	
30264	CYMBRIA	02/26/1975	Active	57	1	0	1.79%	52		0	Y		R	09/2025		
13702	DALHOUSIE	03/01/1965	Active	17	0	0	0.00%	16		3	Y		N	05/2025		
46710	DOUGLASTOWN	12/15/1986	Active	6	0	0	0.00%	12		6	Y		R	05/2025		
41015	EAST ROYALTY	03/19/1982	Active	15	0	0	0.00%	15		15	Y	2	R	02/2025		
29367	EASTERN CHARLOTTE	05/29/1974	Active	24	0	0	0.00%	21		2	Y		N	09/2025		
44834	FORT AUGUSTUS	04/02/1985	Active	17	0	0	0.00%	18		7	Y	2		03/2025	90+ Days	
13703	FREDERICTON	11/29/1950	Active	17	0	0	0.00%	21		3	Y		IP	09/2025	90+ Days	
13704	GEARY	07/19/1969	Active	22	1	0	4.76%	26		0	Y		N	08/2025		\$72.83
Exc Award (06/30/2018, 06/30/2022)																
41335	GRAND WASHADEMOAK	05/18/1982	Active	22	7	0	46.67%	12		0	Y	3	R	03/2024		
45324	HAMPTON	08/13/1985	Active(1)	26	3	0	13.04%	24		0	Y		N	09/2025		
13707	HARVEY STATION	08/04/1968	Active	17	0	0	0.00%	19		3	Y		N	09/2025		
Exc Award (06/30/2018)																



Club Health Assessment for District N 1 through September 2025

			Status	Membership						Reports				Finance	LCIF	
Club Number	Club Name	Charter Date	Times in Status Quo in Past 2 Years	Current Member Count **	YTD Members Added	YTD Members Dropped	YTD Net Growth% ***	Member Count 1 Year Ago	Dropped Members Avg.Length of Service	Months Since Membership Update	Current Officers Reported ****	Current President Repeated Term	VP Reported *****	Last Date Reported Service (mm/yyyy)	Account Balance	YTD Donations
13708	HAVELOCK	09/24/1953	Active(1)	9	0	0	0.00%	9		17	Y	4	R	06/2025	90+ Days	\$1,693.98
13715	HUMPHREY LEWISVILLE SUNNY BRAE	04/19/1971	Active	23	0	0	0.00%	24		2	Y	2	N	09/2025		
13744	HUNTER RIVER	03/06/1973	Active	13	0	3	-18.75%	16	31	0	Y	2		06/2025		
40426	JEMSEG	10/14/1981	Active	16	0	0	0.00%	16		17	Y		N	05/2025		
13711	KENNEBECASIS	10/25/1959	Active	19	0	0	0.00%	21		0	Y	3	R	09/2025		
13745	KENSINGTON	10/29/1954	Active	20	3	0	17.65%	17		0	Y		N	07/2025		
49412	LAKEVILLE	04/19/1989	Active	4	0	1	-20.00%	4	1	0	N	21		07/2025		
54686	MALPEQUE BAY AREA	06/30/1993	Active	6	0	0	0.00%	7		0	Y	4		06/2023		
29528	MC ADAM	06/28/1974	Active	30	0	0	0.00%	31		3	Y		N	09/2025		
37424	MILLIDGEVILLE-NORTH END L C	07/13/1979	Active	16	0	0	0.00%	15		6	Y		N	09/2025		
13714	MONCTON	04/06/1949	Active	24	0	0	0.00%	22		3	Y		N	07/2025	90+ Days	\$40.04
13746	MONTAGUE	05/16/1968	Active	7	1	0	16.67%	8		1	Y	3		11/2022		
13747	MORELL	11/10/1969	Active	15	0	0	0.00%	15		16	Y	3		12/2017		
142382	Mount Stewart	08/18/2020	Active(1)	12	0	0	0.00%	12		17	Y	2		07/2024		
13716	NACKAWIC	10/22/1970	Active	29	0	0	0.00%	23		3	Y	2	R	09/2025		
13717	NASHWAAKSIS	03/22/1966	Active	53	0	2	-3.64%	56	41	1	Y		N	09/2025		
46540	NEW MARYLAND	09/16/1986	Active	19	0	0	0.00%	21		5	Y		R	09/2025		
13718	NEWCASTLE	02/11/1965	Active	19	1	1	0.00%	24	42	0	N			09/2025		
32080	NORTH & SOUTH ESK L C	04/22/1976	Active	12	0	0	0.00%	11		5	N	None		09/2018		
13750	NORTH RUSTICO	11/07/1966	Active	18	0	0	0.00%	18		5	Y		N	09/2025		
13751	OLEARY	08/28/1962	Active	19	2	0	11.76%	19		3	Y		N	04/2025		
13752	PARKDALE SHERWOOD L C	07/25/1960	Active	43	1	0	2.38%	42		0	Y		N	09/2025		
77933	PICKWAUKET	12/10/2003	Active	6	0	0	0.00%	12		2	Y	2	R	09/2025		
Exc Award (06/30/2021)																
143088	Pokeshaw & Black Rock Club	12/01/2020	Active	30	0	0	0.00%	30		4	Y	6	N			
13709	QUISPAMSIS ISLAND VIEW	12/18/1973	Active	14	0	2	-12.50%	16	26	0	Y	2	N	06/2025		
13721	REXTON	03/15/1962	Active	49	3	1	4.26%	40	26	0	Y			09/2025		
13723	RIVER VALLEY L C	05/03/1967	Active	10	2	1	11.11%	12	23	0	Y	3	R	09/2025		



Club Health Assessment for District N 1 through September 2025

			Status	Membership						Reports				Finance		LCIF	
Club Number	Club Name	Charter Date	Times in Status Quo in Past 2 Years	Current Member Count **	YTD Members Added	YTD Members Dropped	YTD Net Growth% ***	Member Count 1 Year Ago	Dropped Members Avg.Length of Service	Months Since Membership Update	Current Officers Reported ****	Current President Repeated Term	VP Reported *****	Last Date Reported Service (mm/yyyy)	Account Balance	YTD Donations	
13724	RIVERVIEW	03/04/1960	Active	74	2	2	0.00%	69	11	2	Y		N	07/2025	\$2,078.31		
Exc Award (06/30/2017)																	
13730	SALISBURY	07/27/1953	Active	43	0	2	-4.44%	42	1	0	Y	2	N	09/2025			
13731	SHEDIAC	10/04/1961	Active	8	0	1	-11.11%	9	2	0	Y	2	R	09/2025			
46023	SHIPPAGAN	04/22/1986	Active	36	0	0	0.00%	36		4	Y	10		01/2015			
13734	SIMONDS	04/19/1963	Active	19	0	0	0.00%	19		3	Y		N	09/2025			
13755	SOURIS	07/27/1955	Active	34	0	0	0.00%	35		3	Y			01/2025			
13753	ST ELEANORS	04/11/1961	Active	32	12	0	60.00%	22		0	Y		N	07/2025			
33675	ST MARTINS & DISTRICT L C	04/08/1977	Active	11	0	0	0.00%	12		8	Y	7	N	05/2025			
13729	ST STEPHEN MILLTOWN	11/12/1958	Active	11	0	0	0.00%	11		17	Y			11/2017			
30046	STRATFORD AND AREA INC	12/23/1974	Active	25	2	1	4.17%	24	0	0	Y		N	08/2025			
13756	SUMMERSIDE	10/12/1954	Active	14	0	0	0.00%	17		0	Y		N	09/2025			
13735	SUSSEX	08/13/1953	Active	14	0	2	-12.50%	21	25	0	Y	2	N	01/2025			
13720	TOBIQUE L C	09/11/1969	Active	14	0	0	0.00%	15		10	Y	2		08/2025			
33326	TRACADIE	02/11/1977	Active	22	0	0	0.00%	19		3	Y		N	08/2025			
39353	UPPER GAGETOWN RIVER ROAD	01/28/1981	Active	5	0	0	0.00%	8		4	Y	2		05/2025			90+ Days
39809	UPPER NASHWAAK L C	04/23/1981	Active	11	0	0	0.00%	10		4	Y	10	R	08/2025			
13757	VERNON RIVER	04/18/1972	Active	11	0	0	0.00%	11		3	Y		N	02/2025			
13758	WINSLOE	04/28/1972	Active	29	0	0	0.00%	31		1	Y		N	08/2025			
Exc Award (06/30/2016)																	

Clubs Cancelled Previous Fiscal Year – Clubs Cancelled within last 12 months may be reinstated

Club Number	Club Name	Charter Date	Current Status*	Cancellation Date
39871	DORCHESTER	05/13/1981	Cancelled(6*)	08/29/2024
30509	MAGNETIC HILL	04/07/1975	Cancelled(8*)	06/29/2025



Club Health Assessment for District N 1 through September 2025

						Status		Membership					Reports				Finance		LCIF
						Times in Status Quo in Past 2 Years		Current Member Count **	YTD Members Added	YTD Members Dropped	YTD Net Growth***	Member Count 1 Year Ago	Dropped Members Avg.Length of Service	Months Since Membership Update	Current Officers Reported ****	Current President Repeated Term	VP Reported *****	Last Date Reported Service (mm/yyyy)	Account Balance
Club Number	Club Name		Charter Date																
Current Total Clubs Count	YTD New Clubs Count	YTD Cancelled Clubs Count	YTD Net Club Gain	Current Total Members Count	YTD Add	YTD Drop	YTD Net Growth	Member Count 12 Months Ago	Average Member Count Per Club	% of Clubs with less than 20 members	% No Officer Report in 12 Months	% of Clubs with balance 90+ days	Number of Clubs in Status Quo	% Status Quo Clubs in Financial Suspension	Number of Cancelled Clubs	Average Cancelled Club Age	Members Lost Due to Cancellation	% of Clubs Cancelled for Non-Financial Reasons	
68	0	0	0	1,398	42	26	16	1.16%	1,375	21	60%	0%	15%	0	0%	0	0	0	0%

* - P - Priority Club. Cancellation Reasons: 1-Objectives/conduct, 2-Non-active club, 5-Non-existing club, 6-Disbanding, 7-Merger, 8-Financial Suspension, 9-District/Multiple District Dues.

** Red denotes below 15 active members.

*** Red denotes 20% + loss.

**** Y - all 3 (President, Secretary, Treasurer) club officers reported, N - not all 3 reported.

***** Abbreviation: N-New, IP-Immediate Past, R-Repeat.



Club Health Assessment for District N 2 through September 2025

			Status	Membership						Reports				Finance	LCIF	
Club Number	Club Name	Charter Date	Times in Status Quo in Past 2 Years	Current Member Count **	YTD Members Added	YTD Members Dropped	YTD Net Growth% ***	Member Count 1 Year Ago	Dropped Members Avg.Length of Service	Months Since Membership Update	Current Officers Reported ****	Current President Repeated Term	VP Reported *****	Last Date Reported Service (mm/yyyy)	Account Balance	YTD Donations
Clubs more than two years old																
13759	AMHERST	11/20/1954	Active	42	0	1	-2.33%	44	16	0	Y		N	09/2025		\$272.67
	Exc Award (06/30/2020)															
13760	ANNAPOLIS ROYAL	05/06/1957	Active	12	0	0	0.00%	12		4	Y	3	N	05/2025		
	Exc Award (06/30/2016, 06/30/2018)															
13761	ANTIGONISH	10/22/1962	Active	28	3	4	-3.45%	30	8	1	Y		N	09/2025		
13762	ARMDALE FAIRVIEW ROCK	11/23/1955	Active	9	0	0	0.00%	10		4	Y	7	N	09/2025		\$64.43
13763	AYLESFORD DISTRICT	11/28/1967	Active	21	0	1	-4.55%	17	0	0	Y	3	R	12/2024		
13764	BADDECK	05/30/1951	Active	47	0	0	0.00%	47		3	Y		R	12/2024		
13765	BARRINGTON AREA	11/28/1962	Active	41	0	2	-4.65%	43	9	1	Y		N	09/2025		
87908	BEAVER BANK KINSAC	04/27/2005	Active	39	1	0	2.63%	44		2	Y		N	09/2025		\$109.07
13766	BEDFORD	01/23/1946	Active	38	1	0	2.70%	45		0	Y	2	N	01/2025		
	Exc Award (06/30/2016, 06/30/2017, 06/30/2023, 06/30/2024)															
13767	BERWICK	02/06/1961	Active	57	0	2	-3.39%	51	5	0	Y	2	N	09/2023		
13768	BRIDGETOWN	08/29/1955	Active	14	0	0	0.00%	14		2	Y	2	N	04/2025		
13769	BRIDGEWATER AND AREA	09/19/1955	Active	17	0	0	0.00%	19		3	Y	3	R	06/2025		\$43.63
	Exc Award (06/30/2018)															
33174	CABOT TRAIL L C	12/31/1976	Active	11	0	0	0.00%	14		2	Y	2		03/2025		
13770	CANNING DISTRICT L C	10/30/1969	Active	35	0	1	-2.78%	30	1	2	Y			09/2025	90+ Days	
13771	CANSO	04/25/1968	Active	36	2	7	-12.20%	39	5	0	Y		N	09/2025		
61040	CHESTER BASIN-NEW ROSS-CHESTER	07/22/1998	Active	15	0	0	0.00%	12		3	Y	3		09/2025		
44360	CHEZZETCOOK & DISTRICT	11/26/1984	Active	31	1	0	3.33%	28		1	Y	2	N	09/2025		
	Exc Award (06/30/2023)															
38596	COLDBROOK & DIST L C	06/16/1980	Active	36	0	0	0.00%	36		5	Y		N	08/2025		
13772	DARTMOUTH	10/25/1945	Active	14	3	2	7.69%	14	0	0	Y		N	09/2025		
	Exc Award (06/30/2017)															
43349	DEEPBROOK WALDEC	01/31/1984	Active	18	0	3	-14.29%	21	7	1	Y	3		05/2025		
	Exc Award (06/30/2017)															
105843	DIGBY AND AREA	06/19/2009	Active	13	0	0	0.00%	12		5	Y	2	N	09/2025		




Club Health Assessment for District N 2 through September 2025

			Status	Membership						Reports				Finance	LCIF	
Club Number	Club Name	Charter Date	Times in Status Quo in Past 2 Years	Current Member Count **	YTD Members Added	YTD Members Dropped	YTD Net Growth% ***	Member Count 1 Year Ago	Dropped Members Avg.Length of Service	Months Since Membership Update	Current Officers Reported ****	Current President Repeated Term	VP Reported *****	Last Date Reported Service (mm/yyyy)	Account Balance	YTD Donations
13774	EASTERN PASSAGE COW BAY Exc Award (06/30/2018, 06/30/2019)	03/07/1972	Active	32	0	8	-20.00%	43	8	0	Y	2	N	09/2025	90+ Days	
13775	ENFIELD/ELMSDALE & DISTRICT	07/31/1972	Active	20	0	0	0.00%	17		0	Y		N	05/2025		
46293	FALL RIVER & RIVERLAKE DIST	06/13/1986	Active	17	0	0	0.00%	18		3	Y	10	N	06/2024		
46024	GLACE BAY	04/01/1986	Active	9	0	0	0.00%	10		3	Y		R	12/2024		
43227	HANTSPORT & DISTRICT L C Exc Award (06/30/2016, 06/30/2022)	12/27/1983	Active	14	3	4	-6.67%	16	56	0	Y			01/2025		
13777	HUBBARDS AREA L C	06/08/1973	Active	20	2	4	-9.09%	22	7	0	Y	2	R	09/2019		
13779	KENTVILLE	01/17/1949	Active	14	1	0	7.69%	11		0	Y		N	11/2024		
13780	KINGSTON Exc Award (06/30/2016, 06/30/2019, 06/30/2023, 06/30/2024)	02/14/1961	Active	70	0	1	-1.41%	79	1	2	Y		R	09/2025		
35733	LAKE ECHO AND AREA	06/30/1978	Active	36	1	0	2.86%	33		0	Y		N	07/2025		
45102	LAWRENCETOWN & DISTRICT Exc Award (06/30/2017)	06/27/1985	Active	14	0	1	-6.67%	17	6	0	Y	2	R	09/2025		
13781	LIVERPOOL	04/13/1964	Active	16	0	0	0.00%	19		4	N	None		08/2019	90+ Days	
36114	LOCKEPORT	10/30/1978	Active	6	0	0	0.00%	6		18	N	None		06/2019		
13783	LOUISDALE	04/17/1969	Active	19	0	0	0.00%	19		2	N	5		11/2019		
13786	MIDDLETON	11/08/1945	Active	18	0	0	0.00%	19		3	Y		N	08/2025		
30236	MILFORD & DISTRICT	02/10/1975	Active	22	0	0	0.00%	20		3	Y		N	08/2025		
40729	MUSQUODOBOIT HARBOUR & DIST Exc Award (06/30/2024)	01/20/1982	Active	41	0	0	0.00%	41		4	Y	2	R	06/2025		
13787	MUSQUODOBOIT VALLEY L C	02/07/1973	Active	18	0	0	0.00%	19		3	Y	2	R	01/2025		
44835	NEW GERMANY & AREA Exc Award (06/30/2016, 06/30/2018)	04/23/1985	Active	31	1	1	0.00%	28	6	0	Y	3	N	07/2025		
13790	NEW WATERFORD	04/25/1948	Active	5	0	0	0.00%	5		2	Y	2				
150192	Nova Scotia Cyber Exc Award (06/30/2022)	03/17/2022	Active	10	0	0	0.00%	12		3	Y			07/2025		
13791	OXFORD AREA	09/04/1959	Active	10	0	0	0.00%	10		13	Y	2		03/2024		




Club Health Assessment for District N 2 through September 2025

			Status	Membership						Reports				Finance	LCIF		
Club Number	Club Name	Charter Date	Times in Status Quo in Past 2 Years	Current Member Count **	YTD Members Added	YTD Members Dropped	YTD Net Growth% ***	Member Count 1 Year Ago	Dropped Members Avg.Length of Service	Months Since Membership Update	Current Officers Reported ****	Current President Repeated Term	VP Reported *****	Last Date Reported Service (mm/yyyy)	Account Balance	YTD Donations	
13792	PARRSBORO	05/07/1946	Active	29	0	1	-3.33%	36	2	1	Y		N	12/2023			
13793	PICTOU AND AREA	08/30/1951	Active	17	0	0	0.00%	14		6	Y		N	09/2025			
13795	PORT WILLIAMS & DISTRICT	02/26/1970	Active	26	0	0	0.00%	27		3	Y	3	N	10/2024			
33534	PRESTON & AREA	03/22/1977	Active	12	0	1	-7.69%	14	42	2	Y	3		09/2024			
36887	PUBNICO AREA L C	04/23/1979	Active	17	0	0	0.00%	13		4	Y		R	07/2024			
13797	RIVER JOHN & DISTRICT	01/30/1970	Active	20	0	1	-4.76%	18	1	0	Y	2	R	07/2024			
97417	RIVERPORT AND DISTRICT	06/28/2006	Active	12	0	0	0.00%	13		5	Y		N	12/2023			
13798	SACKVILLE NS	02/16/1970	Active	46	5	2	6.98%	37	33	1	Y		N	09/2025			
13801	SHEET HARBOUR	12/17/1947	Active	40	1	0	2.56%	40		1	Y	3	N	11/2024			
13802	SHELBURNE	04/06/1963	Active	26	5	3	8.33%	20	1	0	Y	7	R	08/2025			
13803	SHUBENACADIE	11/04/1946	Active	9	0	0	0.00%	10		4	Y	2		08/2025			
115117	SPRINGHILL AND AREA	09/22/2011	Active	10	2	0	25.00%	8		0	N	None	N	09/2025			
Exc Award (06/30/2017)																	
13805	SPRYFIELD	03/19/1957	Active	20	0	0	0.00%	17		4	Y	6	R	08/2025			90+ Days
47484	ST MARGARET'S BAY	06/18/1987	Active	19	0	0	0.00%	17		2	Y	2	N	08/2025			
13800	ST MARYS DISTRICT L C	01/26/1973	Active	28	1	10	-24.32%	37	8	1	Y		N	09/2025			
13799	ST PETERS	05/19/1969	Active	32	0	0	0.00%	33		6	Y	2	R	02/2024			
13806	STELLARTON & AREA	03/07/1965	Active	15	0	0	0.00%	17		4	N	3		09/2025	90+ Days		
13807	SYDNEY	01/26/1948	Active	9	0	0	0.00%	9		4	Y	5	N	06/2025	90+ Days		
13811	TRURO & DISTRICT	02/16/1946	Active	18	1	0	5.88%	19		0	Y	2	N	08/2025			
Exc Award (06/30/2023)																	
13812	WHYCOCOMAGH	12/17/1969	Active	4	0	0	0.00%	4		3	Y	8	R	09/2025	90+ Days		
13813	WINDSOR & DIST	05/31/1961	Active	9	0	0	0.00%	12		3	Y	2		06/2025		\$160.02	
Exc Award (06/30/2023)																	
13814	WOLFVILLE & DIST	06/09/1950	Active	26	1	0	4.00%	25		0	Y		N	09/2025			
Exc Award (06/30/2019)																	
13815	YARMOUTH	04/06/1956	Active	44	0	0	0.00%	44		3	Y		N	09/2025		\$1,251.39	



Club Health Assessment for District N 2 through September 2025

 Club NumberClub NameCharter Date			Status		Membership					Reports				Finance		LCIF			
			Times in Status Quo in Past 2 Years	Current Member Count **	YTD Members Added	YTD Members Dropped	YTD Net Growth% ***	Member Count 1 Year Ago	Dropped Members Avg.Length of Service	Months Since Membership Update	Current Officers Reported ****	Current President Repeated Term	VP Reported *****	Last Date Reported Service (mm/yyyy)	Account Balance	YTD Donations			
Clubs Cancelled Previous Fiscal Year – Clubs Cancelled within last 12 months may be reinstated																			
Club Number	Club Name	Charter Date	Current Status*	Cancellation Date															
41480	COLE HARBOUR	06/07/1982	Cancelled(6*)	03/29/2025															
130460	Dalhousie University Campus	03/23/2017	Cancelled(8*)	12/30/2024															
13785	METEGHAN	05/10/1957	Cancelled(6*)	05/29/2025															
Current Total Clubs Count	YTD New Clubs Count	YTD Cancelled Clubs Count	YTD Net Club Gain	Current Total Members Count	YTD Add	YTD Drop	YTD Net Growth	YTD Net Growth %	Member Count 12 Months Ago	Average Member Count Per Club	% of Clubs with less than 20 members	% No Officer Report in 12 Months	% of Clubs with balance 90+ days	Number of Clubs in Status Quo	% Status Quo Clubs in Financial Suspension	Number of Cancelled Clubs	Average Cancelled Club Age	Members Lost Due to Cancellation	% of Clubs Cancelled for Non-Financial Reasons
65	0	0	0	1,504	35	60	-25	-1.64%	1,530	23	52%	2%	17%	0	0%	0	0	0	0%

* - P - Priority Club. Cancellation Reasons: 1-Objectives/conduct, 2-Non-active club, 5-Non-existing club, 6-Disbanding, 7-Merger, 8-Financial Suspension, 9-District/Multiple District Dues.

** Red denotes below 15 active members.

*** Red denotes 20% + loss.

**** Y - all 3 (President, Secretary, Treasurer) club officers reported, N - not all 3 reported.

***** Abbreviation: N-New, IP-Immediate Past, R-Repeat.



Club Health Assessment for District N 3 through September 2025

			Status	Membership						Reports				Finance	LCIF	
Club Number	Club Name	Charter Date	Times in Status Quo in Past 2 Years	Current Member Count **	YTD Members Added	YTD Members Dropped	YTD Net Growth% ***	Member Count 1 Year Ago	Dropped Members Avg.Length of Service	Months Since Membership Update	Current Officers Reported ****	Current President Repeated Term	VP Reported *****	Last Date Reported Service (mm/yyyy)	Account Balance	YTD Donations
Clubs less than two years old																
156819	Badger	01/11/2024	Active	20	5	0	33.33%	17		0	Y	3		09/2025	90+ Days	
157316	Grand Falls-Windsor CNA	02/02/2024	Active(1)	1	0	0	0.00%	20		3	N					
157317	Grand Falls-Windsor Keyin	02/05/2024	Cancelled(6*)	0	0	0	0.00%	11		3	N	None				
157197	MUN Grenfell	01/29/2024	P- Active	0	0	0	0.00%	27		4	N	None		10/2024		
Clubs more than two years old																
35358	ANCHOR POINT Exc Award (06/30/2017)	04/28/1978	Active	21	0	2	-8.70%	27	3	0	Y		N	09/2025	90+ Days	
140425	Baie Verte Peninsula	12/11/2019	Active	26	1	1	0.00%	17	3	2	Y	6		09/2025		
156093	Bay St George CNA Campus	09/22/2023	Active	2	0	0	0.00%	4		3	Y	3		10/2023		
13821	BISHOPS FALLS	04/22/1966	Active	39	2	0	5.41%	36		4	Y	2	N	05/2025		
135380	Blanc Sablon Centennial	08/01/2018	Active	16	0	0	0.00%	18		3	Y	7	N	02/2024		
13823	BOTWOOD Exc Award (06/30/2017, 06/30/2022)	10/15/1951	Active	38	0	4	-9.52%	50	2	0	Y		N	09/2025		
13824	BUCHANS Exc Award (06/30/2017, 06/30/2018)	11/18/1960	Active	24	0	2	-7.69%	27	50	0	Y			03/2025		
13825	BURGEO	05/19/1972	Active	23	0	0	0.00%	23		0	Y		N	07/2025		
13828	CHANNEL PORT AUX BASQUES Exc Award (06/30/2017, 06/30/2018, 06/30/2024)	02/02/1951	Active	32	2	0	6.67%	42		0	Y	3	N	09/2025		
130864	Conne River Aosamijij Miawpukek First Nation	05/17/2017	Active	21	2	5	-12.50%	26	6	0	N	None		09/2025		
13831	CORNER BROOK Exc Award (06/30/2017, 06/30/2023)	05/26/1948	Active	14	0	1	-6.67%	14	3	1	Y	5		01/2025		
36711	CORNER BROOK CURLING	03/22/1979	Active(1)	23	0	0	0.00%	23		3	Y		R	04/2025		
13832	DEER LAKE	07/30/1953	Active	18	0	1	-5.26%	17	47	2	N	None		09/2025		
13835	ENGLISH HARBOUR WEST	12/21/1973	Active	39	0	0	0.00%	42		3	Y			09/2025		
13836	FLOWERS COVE	10/10/1966	Active	34	2	0	6.25%	20		2	Y	7	N	09/2023	90+ Days	\$217.32
45103	FORTEAU	06/18/1985	Active	29	0	0	0.00%	28		4	Y		N	05/2025		
137415	Grand Falls-Windsor	02/11/2019	Active	26	1	0	4.00%	12		0	Y	4	R	09/2025		



Club Health Assessment for District N 3 through September 2025

			Status	Membership						Reports				Finance		LCIF
Club Number	Club Name	Charter Date	Times in Status Quo in Past 2 Years	Current Member Count **	YTD Members Added	YTD Members Dropped	YTD Net Growth***	Member Count 1 Year Ago	Dropped Members Avg.Length of Service	Months Since Membership Update	Current Officers Reported ****	Current President Repeated Term	VP Reported *****	Last Date Reported Service (mm/yyyy)	Account Balance	YTD Donations
35054	GREEN ISLAND L C	02/21/1978	Active	22	0	0	0.00%	24		8	Y	7	R	04/2025		
13843	HARBOUR BRETON	11/26/1965	Active	38	0	1	-2.56%	34	2	3	Y	3		09/2025		
30265	HERMITAGE	02/25/1975	Active	25	1	1	0.00%	26	8	0	Y		N	09/2025		
15031	LABRADOR CITY	06/13/1961	Active	13	0	0	0.00%	12		0	Y	7	R	09/2025		
Exc Award (06/30/2016)																
13846	LEWISPORTE	11/23/1951	Active	11	0	0	0.00%	14		5	Y	2	R	09/2025		
47251	MARYS HARBOUR	04/29/1987	Active	6	0	0	0.00%	6		17	Y	2		03/2024		
13849	MILLTOWN BAIE D'ESPOIR	05/23/1972	Active	52	0	1	-1.89%	49	6	1	Y		R	09/2025		
123558	NL Green Bay South	01/06/2015	Active	18	1	0	5.88%	31		0	Y		R	09/2025		
Exc Award (06/30/2016)																
142135	NL Sight First	07/08/2020	Active(2)	6	1	0	20.00%	1		0	Y	2		07/2025	90+ Days	
13853	NORRIS POINT	06/01/1965	Active	21	0	0	0.00%	20		3	Y	4	R	06/2025		
Exc Award (06/30/2017, 06/30/2024)																
13855	PASADENA	11/20/1965	Active	32	1	2	-3.03%	30	5	0	Y	2	N	09/2025		
Exc Award (06/30/2016, 06/30/2017, 06/30/2019, 06/30/2025)																
146488	Port Hope Simpson	06/03/2021	Active	10	0	0	0.00%	10		17	Y	4		10/2023	90+ Days	
28183	RAMEA	03/28/1974	Active	31	0	0	0.00%	36		4	Y	5	R	06/2025		
Exc Award (06/30/2017)																
35359	SANDY COVE	04/14/1978	Active	23	0	0	0.00%	23		10	Y			02/2024		
13864	SPRINGDALE	05/20/1953	Active	31	0	0	0.00%	32		6	Y	2		10/2024		
30589	ST ALBANS	04/11/1975	Active	28	0	2	-6.67%	33	31	0	Y	2	N	12/2023	90+ Days	\$108.66
13858	ST ANTHONY	09/19/1963	Active	11	0	0	0.00%	15		6	Y	3		09/2025		
13865	STEPHENVILLE	11/11/1952	Active	39	2	1	2.63%	38	16	0	Y	2	R	09/2025		
Exc Award (06/30/2017, 06/30/2018)																
13863	STEPHENVILLE CROSSING	06/21/1956	Active	10	0	1	-9.09%	13	3	0	Y		IP	06/2025	90+ Days	
Exc Award (06/30/2017)																
44836	SUMMERSIDE	04/09/1985	Active	14	1	0	7.69%	15		0	Y	3	R	12/2024		
Exc Award (06/30/2019)																
30356	THREE RIVERS	03/19/1975	Active	29	0	0	0.00%	29		2	Y		N	07/2025	90+ Days	
Exc Award (06/30/2017)																



Club Health Assessment for District N 3 through September 2025

INTERNATIONAL

Club Number	Club Name	Charter Date	Status	Membership					Reports				Finance	LCIF		
			Times in Status Quo in Past 2 Years	Current Member Count **	YTD Members Added	YTD Members Dropped	YTD Net Growth***	Member Count 1 Year Ago	Dropped Members Avg.Length of Service	Months Since Membership Update	Current Officers Reported ****	Current President Repeated Term	VP Reported *****	Last Date Reported Service (mm/yyyy)	Account Balance	YTD Donations
35552	TROUT RIVER	05/15/1978	Active	29	0	0	0.00%	27		5	Y	3		04/2025		
13868	TWILLINGATE	05/26/1953	Active	31	0	0	0.00%	33		3	Y	2	N	06/2025		
	Exc Award (06/30/2016, 06/30/2017, 06/30/2018)															
13869	UNITED TOWNS L C	08/21/1973	Active	23	0	0	0.00%	20		5	Y		N	05/2025		
	Exc Award (06/30/2016)															
135381	Viking Trail Centennial	07/12/2018	Active	4	0	0	0.00%	4		17	Y	5	R	10/2023		

Clubs Cancelled Previous Fiscal Year – Clubs Cancelled within last 12 months may be reinstated

Club Number	Club Name	Charter Date	Current Status*	Cancellation Date
13851	NEW WORLD ISLAND	11/23/1960	Cancelled(6*)	01/29/2025
143893	Norris Arm and Area	12/08/2020	Cancelled(6*)	03/29/2025

Current Total Clubs Count	YTD New Clubs Count	YTD Cancelled Clubs Count	YTD Net Club Gain	Current Total Members Count	YTD Add	YTD Drop	YTD Net Growth	Member Count 12 Months Ago	Average Member Count Per Club	% of Clubs with less than 20 members	% No Officer Report in 12 Months	% of Clubs with balance 90+ days	Number of Clubs in Status Quo	% Status Quo Clubs in Financial Suspension	Number of Cancelled Clubs	Average Cancelled Club Age	Members Lost Due to Cancellation	% of Clubs Cancelled for Non-Financial Reasons
45	0	1	-1	1,003	22	25	-3	1,076	22	36%	0%	16%	0	0%	1	70	0	100%

* - P - Priority Club. Cancellation Reasons: 1-Objectives/conduct, 2-Non-active club, 5-Non-existing club, 6-Disbanding, 7-Merger, 8-Financial Suspension, 9-District/Multiple District Dues.

** Red denotes below 15 active members.

*** Red denotes 20% + loss.

**** Y - all 3 (President, Secretary, Treasurer) club officers reported, N - not all 3 reported.

***** Abbreviation: N-New, IP-Immediate Past, R-Repeat.



Club Health Assessment for District N 4 through September 2025

			Status	Membership					Reports				Finance	LCIF		
Club Number	Club Name	Charter Date	Times in Status Quo in Past 2 Years	Current Member Count **	YTD Members Added	YTD Members Dropped	YTD Net Growth% ***	Member Count 1 Year Ago	Dropped Members Avg.Length of Service	Months Since Membership Update	Current Officers Reported ****	Current President Repeated Term	VP Reported *****	Last Date Reported Service (mm/yyyy)	Account Balance	YTD Donations
Clubs less than two years old																
181536	CNA Campus	05/19/2025	Active	22	0	0	0.00%	0		4	N	2			90+ Days	
Clubs more than two years old																
13817	ALEXANDER BAY L C	01/03/1974	Active	16	0	0	0.00%	16		3	Y		N	11/2024		
13818	ARNOLDS COVE	02/07/1968	Active	19	2	3	-5.00%	20	2	0	N			09/2025		
48422	BACCALIEU	04/11/1988	Active	27	0	0	0.00%	32		5	Y		N	08/2025	90+ Days	
13819	BADGERS QUAY	03/05/1956	Active	22	0	0	0.00%	23		5	Y		N	07/2025		
Exc Award (06/30/2017, 06/30/2023, 06/30/2024)																
33676	BAY L'ARGENT	04/18/1977	Active	18	0	0	0.00%	19		4	N	None		04/2024		
13820	BAY ROBERTS	10/12/1964	Active	16	2	0	14.29%	19		0	N	None		12/2024		
29952	BLOOMFIELD-MUSGRAVETO WN	11/27/1974	Active	19	0	1	-5.00%	23	26	1	N	20		07/2025		
13822	BONAVISTA	01/15/1967	Active	38	0	0	0.00%	38		3	Y	3	N	09/2025		
37632	BRIMSTONE HEAD L C	10/30/1979	Active	22	0	2	-8.33%	21	31	0	Y	3		09/2025		
13829	CLARENVILLE	05/19/1964	Active	25	0	1	-3.85%	24	3	0	Y		N	05/2025		
Exc Award (06/30/2023)																
29798	COME BY CHANCE	09/10/1974	Active	14	0	0	0.00%	14		6	Y		IP	06/2025		
13830	CONCEPTION BAY SOUTH	02/17/1971	Active	28	2	1	3.70%	31	3	0	Y	2	N	09/2025	90+ Days	
Exc Award (06/30/2018)																
13833	DUNVILLE	02/26/1973	Active	28	0	1	-3.45%	30	13	2	Y	3	N	09/2025		
46189	ENGLISH HARBOUR EAST	05/12/1986	Active	20	0	0	0.00%	20		1	N	3	N	06/2025		
36888	FORT POINT L C	04/23/1979	Active	29	0	1	-3.33%	28	5	1	Y		N	09/2025		
Exc Award (06/30/2024)																
13838	FORTUNE	03/14/1970	Active	15	0	0	0.00%	16		4	Y	2	N	06/2025		
13839	GAMBO	02/25/1968	Active	48	0	0	0.00%	44		3	N		N	10/2024	90+ Days	
Exc Award (06/30/2017)																
13840	GANDER	07/06/1948	Active	23	1	0	4.55%	24		0	Y	3	R	09/2025		\$1,025.07
Exc Award (06/30/2024)																
29953	GARNISH	11/25/1974	Active	9	0	2	-18.18%	13	40	0	Y	2		06/2025		



Club Health Assessment for District N 4 through September 2025

			Status	Membership					Reports					Finance	LCIF	
Club Number	Club Name	Charter Date	Times in Status Quo in Past 2 Years	Current Member Count **	YTD Members Added	YTD Members Dropped	YTD Net Growth% ***	Member Count 1 Year Ago	Dropped Members Avg.Length of Service	Months Since Membership Update	Current Officers Reported ****	Current President Repeated Term	VP Reported *****	Last Date Reported Service (mm/yyyy)	Account Balance	YTD Donations
Exc Award (06/30/2017)			Active	52	0	0	0.00%	45		3	Y		N	07/2025	90+ Days	
31931	GOULDS	03/18/1976														
Exc Award (06/30/2023, 06/30/2025)																
13841	GRAND BANK	10/23/1951	Active	28	0	1	-3.45%	29	16	1	Y		N	06/2025		
Exc Award (06/30/2024)			Active(1)	5	0	0	0.00%	2		3	Y	2		05/2025		
31932	HANT'S HARBOUR	03/31/1976														
36712	HARE BAY-DOVER LC	03/12/1979														
29631	INDIAN BAY	07/23/1974	Active	28	0	0	0.00%	28		3	Y		N	06/2025		
Exc Award (06/30/2017)			Active	29	0	0	0.00%	32		0	Y	2	N	09/2025		
29272	MARYSTOWN	05/08/1974														
13847	MOUNT PEARL	03/07/1956													Active	16
Exc Award (06/30/2024)			Active	8	0	0	0.00%	17		7	Y			03/2025		
115872	MUN CAMPUS	01/13/2012														
39621	MUSGRAVE HARBOUR	03/27/1981													Active	5
13850	NEW HARBOUR DILDO	11/06/1969	Active	24	1	0	4.35%	17		0	Y		N	01/2025		
13854	NORTH HARBOUR L C	01/16/1974	Active	10	0	2	-16.67%	12	26	0	Y	5		09/2025		
134798	Paradise Centennial	05/30/2018	Active	30	0	0	0.00%	28		0	Y		N	09/2025		
Exc Award (06/30/2024)			Active	17	0	0	0.00%	16		3	Y		N	07/2025		
13856	PLACENTIA	12/29/1960														
33327	PORT REXTON AREA	02/25/1977													Active	17
13857	PORT UNION	11/21/1957	Active	21	0	1	-4.55%	24	7	0	N			01/2024		
32728	PORTUGAL COVE-ST PHILLIPS L C	09/27/1976	Active	27	0	1	-3.57%	25	4	1	Y	4		09/2025		
42067	POUCH COVE	12/20/1982	Active	35	2	0	6.06%	27		0	Y		N	09/2025		
Exc Award (06/30/2023)			Active	21	0	0	0.00%	23		4	Y	2	R	09/2025		
37425	RANDOM L C	07/05/1979														
Exc Award (06/30/2017, 06/30/2019)																
32931	SOUTHWEST ARM	11/10/1976	Active	44	0	0	0.00%	47		3	Y		N	09/2025		
Exc Award (06/30/2023)			Active	18	0	0	0.00%	19		11	N	None		10/2024		
43735	ST BRENDANS	04/05/1984														
13860	ST JOHNS	06/28/1948													Active	32
Exc Award (06/30/2023)																



Club Health Assessment for District N 4 through September 2025

INTERNATIONAL

			Status	Membership						Reports				Finance	LCIF	
Club Number	Club Name	Charter Date	Times in Status Quo in Past 2 Years	Current Member Count **	YTD Members Added	YTD Members Dropped	YTD Net Growth% ***	Member Count 1 Year Ago	Dropped Members Avg.Length of Service	Months Since Membership Update	Current Officers Reported ****	Current President Repeated Term	VP Reported *****	Last Date Reported Service (mm/yyyy)	Account Balance	YTD Donations
48047	ST VINCENTS	01/19/1988	Active	9	0	0	0.00%	9		13	Y	23		09/2025	90+ Days	
13866	SUNNYSIDE	02/05/1966	Active	18	2	3	-5.26%	24	12	0	Y	2		04/2025		
Exc Award (06/30/2017)																
46957	TERRENCEVILLE	02/26/1987	Active	18	0	0	0.00%	18		5	Y		N	08/2025	90+ Days	
Exc Award (06/30/2023, 06/30/2024)																
124240	Torbay	02/25/2015	Active	11	0	0	0.00%	15		0	Y			07/2025		
29848	TREPASSEY	10/08/1974	Active	20	0	0	0.00%	20		0	Y	2	R	06/2025		
13870	VICTORIA	04/23/1973	Active	9	1	0	12.50%	9		0	Y	8	N	08/2025		
38298	WATERFORD HOSPITAL L C	04/15/1980	Active	12	2	0	20.00%	15		2	Y		N	09/2025		
29954	WHITBOURNE	11/25/1974	Active	12	0	0	0.00%	15		10	N	None		07/2025		

Clubs Cancelled Previous Fiscal Year – Clubs Cancelled within last 12 months may be reinstated

Club Number	Club Name	Charter Date	Current Status*	Cancellation Date
13861	ST LAWRENCE	05/14/1953	Cancelled(6*)	06/29/2025

Current Total Clubs Count	YTD New Clubs Count	YTD Cancelled Clubs Count	YTD Net Club Gain	Current Total Members Count	YTD Add	YTD Drop	YTD Net Growth	YTD Net Growth %	Member Count 12 Months Ago	Average Member Count Per Club	% of Clubs with less than 20 members	% No Officer Report in 12 Months	% of Clubs with balance 90+ days	Number of Clubs in Status Quo	% Status Quo Clubs in Financial Suspension	Number of Cancelled Clubs	Average Cancelled Club Age	Members Lost Due to Cancellation	% of Clubs Cancelled for Non-Financial Reasons
49	0	0	0	1,044	15	22	-7	-0.67%	1,063	21	49%	6%	20%	0	0%	0	0	0	0%

* - P - Priority Club. Cancellation Reasons: 1-Objectives/conduct, 2-Non-active club, 5-Non-existing club, 6-Disbanding, 7-Merger, 8-Financial Suspension, 9-District/Multiple District Dues.

** Red denotes below 15 active members.

*** Red denotes 20% + loss.

**** Y - all 3 (President, Secretary, Treasurer) club officers reported, N - not all 3 reported.

***** Abbreviation: N-New, IP-Immediate Past, R-Repeat.